



European Commission

DG MOVE

Pilot Project on cross-border long distance
passenger trains, including night trains

16 October 2020

Political Guidelines 2019-2024

- European Green Deal
- Economy that works for people
- Europe fit for the digital age
- Protecting our European way of life
- Stronger Europe in the world
- New push for European democracy

Sustainable and smart mobility strategy (Q4 2020)

- Contributes to implementation of European Green Deal
- The strategy will draw lessons from the COVID-19 crisis:
 - To help revive the most affected sectors thereby supporting overall economic performance
 - To encourage the sector to become more resilient
 - To make transport more sustainable and meet the objectives of the European Green Deal.

Enabling framework Single European Rail Area

- Harmonisation of standards and technical / operation rules
- Harmonisation of governance (licences, safety rules, role of ERA, access to infrastructure and service facilities, regulatory body, etc.)
- 2021: full implementation of Fourth Railway Package, except PSO Regulation
- Still: lack of cross-border (night train) services?

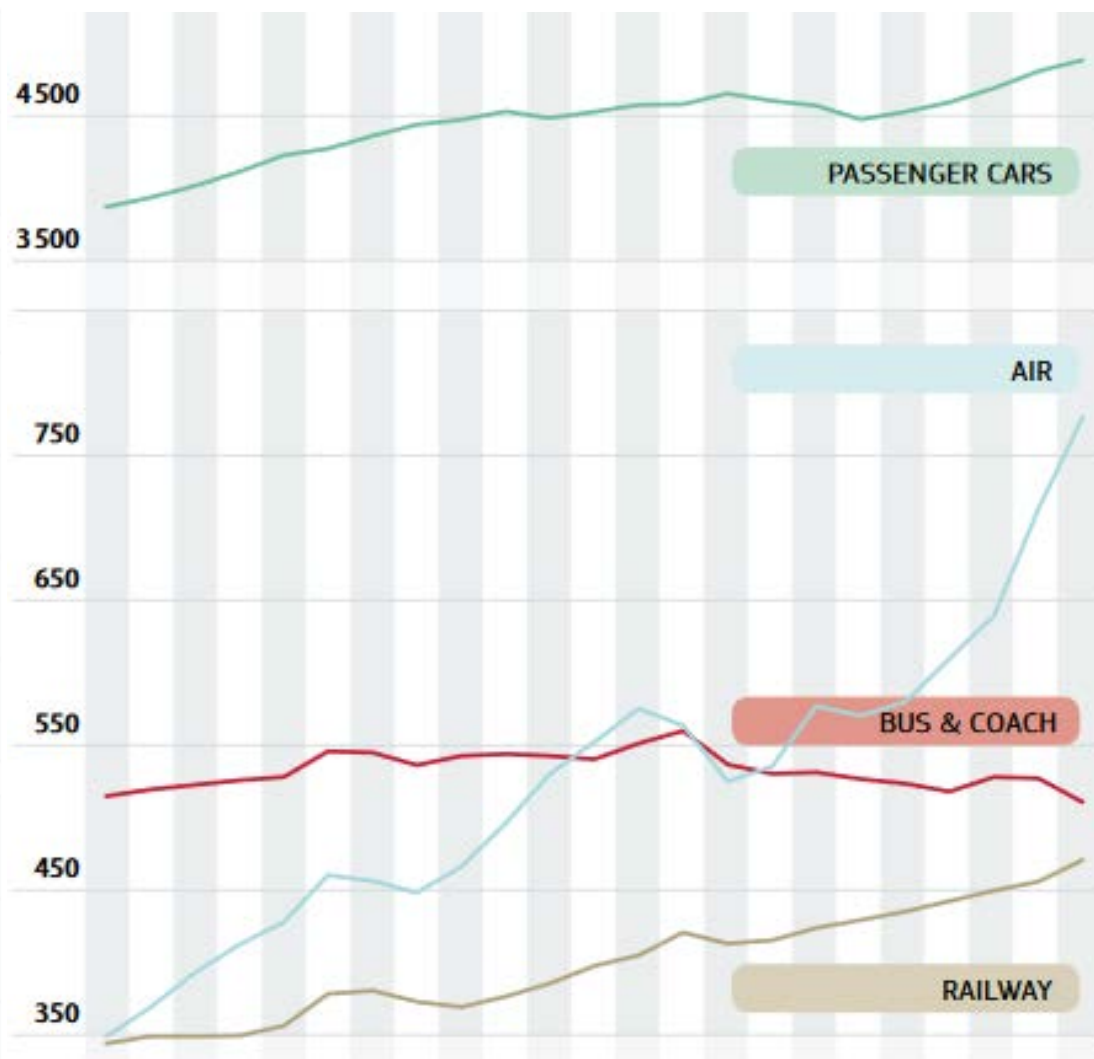
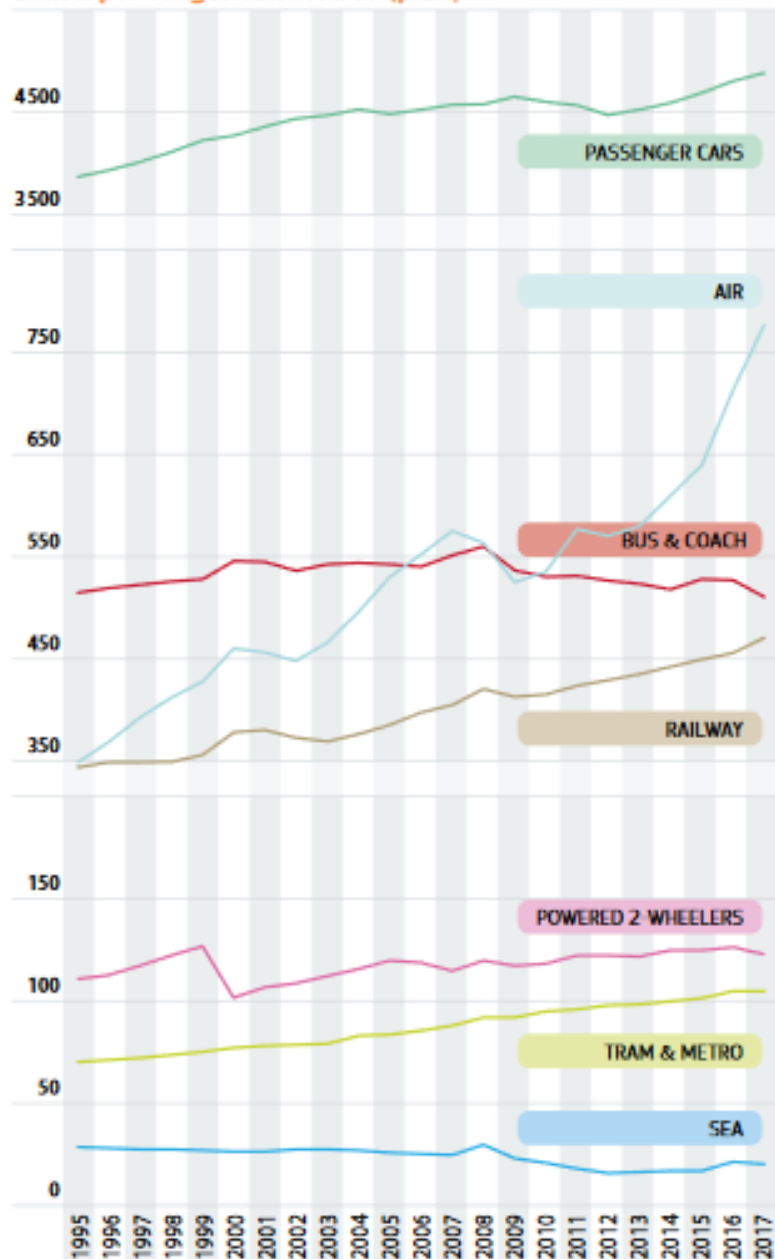
EU-28 Performance for Passenger Transport 1995-2017 – BY MODE

2.3.1

Source:

EU transport in figures, Statistical pocketbook 2019

billion passenger-kilometres (pkm)



Source:

EU transport in figures, Statistical pocketbook 2019

MODAL SPLIT

	%						
	PASSENGER CARS	P2W	BUS & COACH	RAILWAY	TRAM & METRO	AIR	SEA
1995	73.3	2.1	9.7	6.4	1.4	6.5	0.6
2000	72.9	1.8	9.2	6.4	1.4	7.8	0.5
2005	72.7	1.9	8.7	6.2	1.4	8.5	0.5
2006	72.5	1.9	8.6	6.3	1.4	8.8	0.4
2007	72.3	1.8	8.7	6.3	1.4	9.0	0.4
2008	72.0	1.9	8.8	6.6	1.5	8.8	0.5
2009	73.2	1.9	8.4	6.5	1.5	8.2	0.4
2010	72.9	1.9	8.3	6.5	1.5	8.4	0.4
2011	72.2	1.9	8.3	6.6	1.5	9.1	0.4
2012	71.8	2.0	8.4	6.8	1.6	9.1	0.3
2013	71.9	1.9	8.3	6.9	1.6	9.2	0.3
2014	71.8	1.9	8.1	6.9	1.6	9.5	0.3
2015	71.6	1.9	8.0	6.8	1.6	9.7	0.3
2016	71.2	1.9	7.8	6.7	1.6	10.5	0.4
2017	70.9	1.8	7.4	6.8	1.6	11.2	0.4

Notes: Air and Sea: only domestic and intra-EU-28 transport; provisional estimates.
P2W: powered two-wheelers.

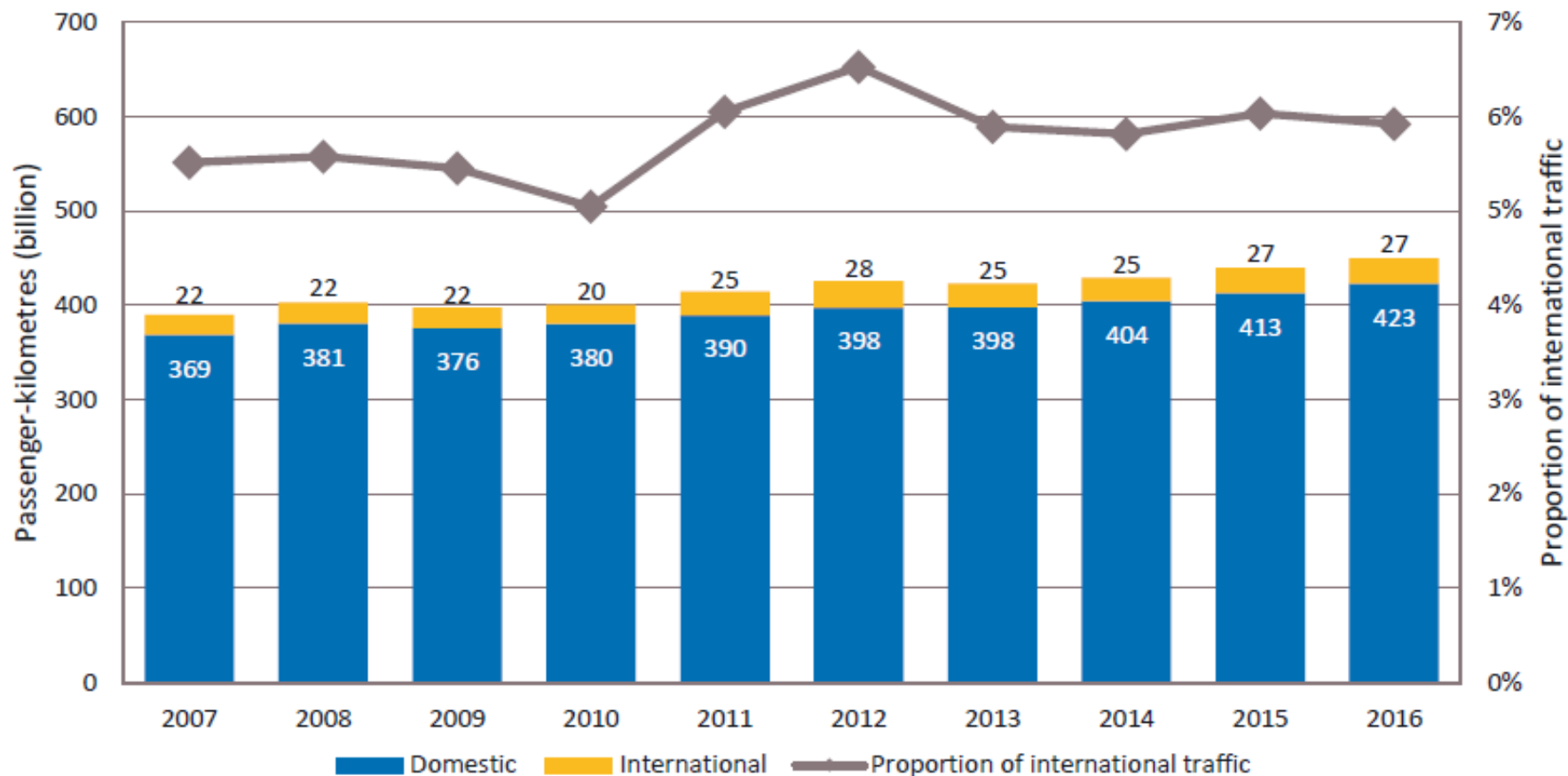
SHARE OF HIGH-SPEED RAIL TRANSPORT IN TOTAL PASSENGER-KILOMETRES IN RAIL TRANSPORT (**)

														%
	BE	CZ	DE	ES	FR	IT	NL	PL	PT	SI	FI	SE	UK	EU-28
2000	11.2	-	18.5	9.6	46.4	10.3	0.8	-	-	-	2.1	24.8	-	15.6
2005	11.5	0.1	27.2	10.7	52.4	17.1	4.5	-	12.9	-	8.9	26.2	1.0	20.8
2006	11.2	2.1	27.4	12.2	52.3	17.8	4.6	-	13.1	-	12.3	25.9	1.9	21.3
2007	10.8	4.8	27.7	11.9	54.6	17.7	4.9	-	12.7	-	15.4	27.0	2.8	22.0
2008	10.6	3.7	28.3	22.9	56.4	17.9	5.3	-	12.5	1.8	15.4	26.8	1.9	23.3
2009	10.4	3.6	27.4	49.7	56.2	22.3	5.6	-	12.6	2.1	15.6	26.9	1.9	25.3
2010	10.0	4.1	28.5	52.2	56.2	24.6	1.7	-	12.6	2.1	16.4	26.3	1.8	25.6
2011	8.5	4.3	27.3	49.3	54.4	26.2	1.7	-	11.0	1.9	18.3	24.8	7.5	25.7
2012	8.3	3.8	27.9	49.7	53.3	27.4	1.8	-	12.1	1.8	17.5	25.0	7.2	25.7
2013	8.3	3.3	28.1	53.6	53.4	26.3	1.9	-	12.7	1.6	18.7	25.8	7.0	25.7
2014	8.3	3.2	26.7	51.0	53.7	25.6	1.2	-	14.0	1.2	16.8	26.6	4.5	24.8
2015	11.6	7.0	27.6	54.0	52.8	24.5	5.7	2.7	14.4	0.9	13.9	26.4	4.4	25.2
2016	15.0	9.5	28.4	56.5	53.8	25.1	2.0	7.5	16.2	0.6	15.8	27.2	4.1	25.8
2017	15.3	8.8	29.8	56.5	58.2	24.0	2.2	7.1	14.5	0.3	15.9	27.1	4.1	27.0

Sources: (*) Union Internationale des Chemins de Fer, national statistics, estimates (*in italics*); (**) Table 2.3.7, estimates (*in italics*)

Figure 23: Evolution of rail passenger traffic volumes, 2007-2016

EU-28



Source: RMMS, 2018. Infill data from various other sources and estimates.

Study on cross-border long distance passenger trains, including night trains

- Requested and funded by the European Parliament (EUR 500.000,-)
- Tender documents published May 2020
- Start project Q4 2020
- End of project summer 2021
- One day conference to present results
- Link to be made to European Year of Rail, Member State Platform initiative and German long-distance train services concept

Scope

- Long-distance cross-border passenger services including night trains
- These services face similar obstacles:
 - Easy ticketing for passengers
 - Availability of rolling stock
 - High track access charges
 - Technical / operational barriers
 - Infrastructure capacity allocation
 - Structuring of cross-border PSO services (where needed)
 -?

Expected results

- Analysis of trends, potential, economics and obstacles
- Identification of measures to remove obstacles
- Preliminary Impact Assessment of the most promising measures

[NB: improve enabling framework, market has to deliver]

- Roadmap of measures
- Provide essential information in the framework of the Commission obligation to monitor the through-ticketing situation (in accordance with Article 13a of Directive 2012/34/EU as amended by Directive (EU) 2016/2370)

Thank you for your attention



© European Union 2020

Unless otherwise noted the reuse of this presentation is authorised under the [CC BY 4.0](https://creativecommons.org/licenses/by/4.0/) license. For any use or reproduction of elements that are not owned by the EU, permission may need to be sought directly from the respective right holders.

Slide xx: [element concerned](#), source: e.g. [Fotolia.com](#); Slide xx: [element concerned](#), source: e.g. [iStock.com](#)